



TABLE OF CONTENTS


ITEM	PAGE
Type B-PVC Insulated Hook-up Wire	2
Type C PVC Insulated Hook-up Wire	2
Type D PVC Insulated Hook-up Wire	3
UL Style 1007/1569 PVC Insulated Hook-up Wire.....	3
UL Style 1015, 1028, 1283 PVC Insulated Hook-up Wire.....	4
UL Style 1061 PVC Insulated Hook-up Wire.....	4
UL Style 1429, FR-1, Irradiated PVC Insulated Hook-up Wire.....	5
UL Style 1430, FR-1, Irradiated PVC Insulated Hook-up Wire.....	5
UK Style 1431, FR-1, Irradiated PVC Insulated Hook-up Wire	6
THHN, Circuit Wire, PVC/Nylon Hook-up Wire	6
Type E PTFE Teflon® Insulated Hook-up Wire.....	7
Type EE PTFE Teflon® Insulated Hook-up Wire	8
Type ET PTFE Teflon® Insulated Hook-up Wire	8
MIL-W-22759/11 PTFE Teflon® Insulated Hook-up Wire	9
UL Style 1180, PTFE Teflon® Insulated Hook-up Wire.....	9
UL Style 1199, PTFE Teflon® Insulated Hook-up Wire.....	9
MIL-W-22759/16 PTFE Teflon® Insulated Hook-up Wire	10
MIL-W-22759/18 PTFE Teflon® Insulated Hook-up Wire	10
Coaxial Cable	11-12
Tinned Copper Bus Bar.....	13
Braid, Flat, Tinned Copper.....	14
Braid, Round Tinned Copper.....	15
Heat Shrink Tubing & Sleeving.....	16
Belden to Galaxy Cross Reference.....	17
Molded Cable Assemblies	18
Custom Construction Design Package.....	19

ABOUT US...


Galaxy is a young, progressive wire and cable company that supplies a full range of wire, cable and tubing products to the commercial and military markets. We specialize in custom custom constructions and can assist you in designing a wire or cable that will meet your particular specifications.

Providing unsurpassed service and customer satisfaction are the two goals that we strive to achieve on a daily basis. Galaxy is willing to go the “extra mile”!

**HOOK-UP WIRE Type B, MIL-W-16878/1, PVC Insulated**

	Galaxy Part Number	Military No.	Conductor Size	Strand	Nom. Wall Thickness	Nom. O.D. (inches)
DESCRIPTION:	B307-X	M16878/1BBB-X	30	7/38	.010	.032
• Stranded or Solid Tinned Copper, Color Coded Polyvinyl chloride Insulation	B287-X	M16878/1BCB-X	28	7/36	.010	.034
	B261-X	M16878/1BDA-X	26	SOLID	.010	.036
CHARACTERISTICS:	B267-X	M16878/1BDB-X	26	7/34	.010	.038
• Temperature Rating: -55° C to +105° C	B2619-X	M16878/1BDE-X	26	19/38	.010	.038
• Voltage Rating: 600 Volts	B241-X	M16878/1BEA-X	24	SOLID	.010	.040
• Passes UL VW-1 Flame Test	B247-X	M16878/1BEB-X	24	7/32	.010	.043
	B2419-X	M16878/1BEE-X	24	19/36	.010	.043
	B221-X	M16878/1BFA-X	22	SOLID	.010	.045
	B227-X	M16878/1BFB-X	22	7/30	.010	.050
	B2219-X	M16878/1BFE-X	22	19/34	.010	.050
	B207-X	M16878/1BGB-X	20	7/28	.010	.058
	B2019-X	M16878/1BGE-X	20	19/32	.010	.058
	B187-X	M16878/1BHB-X	18	7/26	.010	.068
	B1819-X	M16878/1BHE-X	18	19/30	.010	.068
	B1619-X	M16878/1BJE-X	1416	19/29	.010	.077
	B1419-X	M16878/1BKE-X	14	19/27	.010	.091

HOOK-UP WIRE Type C, MIL-W-16878/2, PVC Insulated


	Galaxy Part Number	Military No.	Conductor Size	Strand	Nom. Wall Thickness	Nom. O.D. (inches)
DESCRIPTION:	C241-X	M16878/2BEA-X	24	SOLID	.016	.052
• Stranded or Solid Tinned Copper, Color Coded Polyvinyl chloride Insulation	C247-X	M16878/2BEB-X	24	7/32	.016	.058
	C221-X	M16878/2BFA-X	22	SOLID	.016	.057
CHARACTERISTICS:	C227-X	M16878/1BFB-X	22	7/30	.016	.064
• Temperature Rating: -55° C to + 105° C	C201-X	M16878/2BGA-X	20	SOLID	.016	.064
• Voltage Rating: 1000 Volts	C207-X	M16878/2BGB-X	20	7/28	.016	.072
• Passes UL VW-1 Flame Test	C187-X	M16878/2BHB-X	18	7/26	.016	.082
	C1619-X	M16878/2BJE-X	16	19/29	.016	.091
	C1419-X	M16878/2BKE-X	14	19/27	.016	.105
	C1219-X	M16878/2BLE-X	12	19/25	.016	.124

Colors: 0=Black 3= Orange 6= Blue 9= White
 1= Brown 4= Yellow 7= Violet
 2= Red 5= Green 8= Gray

X Denotes 0-9 color coding

Any of these above colors are available in any combination of stripes up to a maximum of three stripes

**HOOK-UP WIRE Type D, MIL-W-16878/3, PVC Insulated**

	Galaxy Part Number	Military No.	Size	Conductor Strand	Nom. Wall Thickness	Nom. O.D. (inches)
DESCRIPTION:	D247-X	M16878/3BEB-X	24	7/32	.029	.082
• Stranded or Solid Tinned Copper, Color Coded Polyvinyl chloride Insulation	D227-X	M16878/3BFB-X	22	7/30	.029	.088
	D207-X	M16878/3BGB-X	20	7/28	.029	.096
CHARACTERISTICS:	D187-X	M16878/3BHB-X	18	7/26	.029	.106
• Temperature Rating: -55° C to +105° C	D169-X	M16878/3BJE-X	16	19/29	.029	.115
• Voltage Rating: 3000 Volts	D1419-X	M16878/3BKE-X	14	19/27	.029	.129
• Passes UL VW-1 Flame Test	D1219-X	M16878/3BLE-X	12	19/25	.034	.158
	D1037-X	M16878/3BMG-X	10	37/26	.037	.185
	D8133-X	M16878/3BNL-X	8	133/29	.040	.247
	D6133-X	M16878/3BPL-X	6	133/27	.040	.290
	D4133-X	M16878/3BRL-X	4	133/25	.046	.358
	D2133-X	M16878/3BSP-X	2	665/30	.046	.432

HOOK-UP WIRE UL1007, UL1569, CSA TR-64, PVC Insulated

	Galaxy Part Number	Size	Conductor Strand	Nom. O.D. (inches)
DESCRIPTION:	1007267-X	26	7/34	.051
• Stranded Tinned Copper, Color Coded Polyvinyl chloride Insulation, .016" nom. Insulation Thickness	1007247-X	24	7/32	.057
	1007227-X	22	7/30	.064
CHARACTERISTICS:	10072010-X	20	10/30	.072
• Temperature Range: -40° C to + 105° C	10071816-X	18	16/30	.082
• Voltage Rating: 300 Volts	10071626-X	16	26/30	.095
• Passes UL VW-1 Flame Test	10071441-X	14	41/30	.110



Colors: 0=Black 3= Orange 6= Blue 9= White
 1= Brown 4= Yellow 7= Violet
 2= Red 5= Green 8= Gray

X Denotes 0-9 color coding

Any of these above colors are available in any combination of stripes up to a maximum of three stripes



HOOK-UP WIRE UL1015, UL 1028, UL 1283, MTW, CSA TEW, PVC Insulated

DESCRIPTION:

- Stranded or Solid Tinned Copper, Color Coded Polyvinyl chloride Insulation, .032" nom. Insulation Thickness

CHARACTERISTICS:

- Temperature Rating: -40° C to +105°C
- Voltage Rating: 600 Volts
- Passes UL VW-1 Flame Test



Galaxy Part Number	Size	Conductor Strand	Nom. O.D. (inches)
1015247-X	24	7/32	.088
1015227-X	22	7/30	.095
10152010-X	20	10/30	.102
1015181-X	18	16/30	.112
10151626-X	16	26/30	.125
10151441-X	14	41/30	.142
10151265-X	12	65/30	.156
101510105-X	10	105/30	.184
10288133-X	8	133/29	.262
12836133-X	6	133/27	.330
12834133-X	4	133/25	.390

HOOK-UP WIRE PVC • Polyolefin Insulated, UL1061 Semi-Rigid, CSA SR-PVC

DESCRIPTION:

- Stranded Tinned Copper, Color Coded, Semi-Rigid Polyvinyl chloride Insulation

CHARACTERISTICS:

- Temperature Rating: -10° C to + 80°C
- Voltage Rating: 300 Volts
- Passes UL VW-1 Flame Test



Galaxy Part Number	Size	Conductor Strand	Nom. Wall Thickness	Nom. O.D. (inches)
1061267-X	26	7/34	.010	.038
1061247-X	24	7/32	.010	.042
1061227-X	22	7/30	.010	.048
1061207-X	20	7/28	.010	.056
1061218-X	18	7/26	.010	.068

APPLICATION:

Internal Wiring of Computers, Electric bookkeeping , Accounting machines and other Office and Control Equipment.

- Colors: 0=Black 3= Orange 6= Blue 9= White
 1= Brown 4= Yellow 7= Violet
 2= Red 5= Green 8= Gray

X Denotes 0-9 color coding

Any of these above colors are available in any combination of stripes up to a maximum of three stripes



HOOK-UP WIRE UL1429, CSA Irradiated, PVC Insulated

DESCRIPTION:

- Stranded Tinned Copper, Color Coded
- Irradiated PVC, .010" Nominal Wall

CHARACTERISTICS:

- Temperature Rating: -40° C to +80°C
- Voltage Rating: 150 Volts
- Passes UL VW-1 Flame Test



Galaxy Part Number	Size	Conductor	Strand	Nom. O.D. (inches)
1429287-X	28		7/36	.035
1429267-X	26		7/34	.038
1429247-X	24		7/32	.043
14292419-X	24		19/36	.043
1429227-X	22		7/30	.050
14292219-X	22		19/34	.050
1429207-X	20		7/28	.058
14292019-X	20		19/32	.058
1429187-X	18		7/26	.068
14291819-X	18		19/30	.068
14291619-X	16		19/28	.077
14291419-X	14		19/27	.095

HOOK-UP WIRE UL1430, CSA FR-1 Irradiated, PVC Insulated

DESCRIPTION:

- Stranded Tinned Copper, Color Coded
- Irradiated PVC, .017" Nominal Wall

CHARACTERISTICS:

- Temperature Rating: -55° C to +105°C
- Voltage Rating: 300 Volts
- Passes UL VW-1 Flame Test



Galaxy Part Number	Size	Conductor	Strand	Nom. O.D. (inches)
1430247-X	24		7/32	.058
14302419-X	24		19/36	.058
1430227-X	22		7/30	.064
14302219-X	22		19/34	.064
1430207-X	20		7/28	.072
14302019-X	20		19/32	.072
1430187-X	18		7/26	.082
14301819-X	18		19/30	.082
14301619-X	16		19/28	.091
14301419-X	14		19/27	.105
14301219-X	12		19/25	.124

Colors: 0=Black 3= Orange 6= Blue 9= White
 1= Brown 4= Yellow 7= Violet
 2= Red 5= Green 8= Gray

X Denotes 0-9 color coding

Any of these above colors are available in any combination of stripes up to a maximum of three stripes

**HOOK-UP WIRE UL1431, FR-1 CSA Irradiated, PVC Insulated****DESCRIPTION:**

- Stranded Tinned Copper, Color Coded
Irradiated PVC, .032" Nominal Wall

CHARACTERISTICS:

- Temperature Rating: -55° C to +105°C
- Voltage Rating: 600 Volts
- Passes UL VW-1 Flame Test



Galaxy Part Number	Size	Conductor Strand	Nom. O.D. (inches)
1431247-X	24	7/32	.088
14312419-X	24	19/36	.089
1431227-X	22	7/30	.094
14312219-X	22	19/34	.096
1431207-X	20	7/28	.102
14312019-X	20	19/32	.104
1431187-X	18	7/26	.112
14311819-X	18	19/30	.114
14311619-X	16	19/28	.123
14311419-X	14	19/27	.138
14311219-X	12	19/25	.217
14311037-X	10	37/26	.241
14318133-X	8	133/39	.327
14316133-X	6	133/27	.407
14314133-X	4	133/25	.463

HOOK-UP WIRE THHN Universal Circuit Wire, PVC/Nylon**DESCRIPTION:**

- Stranded or Solid Bare Copper, PVC Insulation and Clear Nylon Jacket Overall. Used for Building Wire, Machine Tool Wire, Appliances, Lighting Ballasts and General Hook-up Wire.

CHARACTERISTICS:

- Temperature Rating: +105°C
- Voltage Rating: 600 Volts
- Passes UL VW-1 Flame Test




Galaxy Part Number	Cond. Size (AWG) & Stranding	Insulation Thickness	Nominal Jacket Thickness	Nom. O.D. (inches)
THHN181-X	# 18 Solid	.015	.004	.082
THHN161-X	#16 Solid	.015	.004	.089
THHN141-X	#14 Solid	.015	.004	.110
THHN121-X	#12 Solid	.015	.004	.125
THHN101-X	#10 Solid	.020	.004	.155
THHN1819-X	#18 (19)	.015	.004	.090
THHN1619-X	#19 (19)	.015	.004	.100
THHN1419-X	#14 (19)	.015	.004	.116
THHN1219-X	#12 (19)	.015	.004	.135
THHN1019-X	#10 (19)	.020	.004	.170
THHN819-X	#8 (19)	.030	.005	.225
THHN619-X	#6 (19)	.030	.005	.260
THHN419-X	#4 (19)	.040	.006	.335
THHN219-X	#2 (19)	.040	.006	.400
THHN119-X	#1 (19)	.050	.007	.450

Colors: 0=Black 3= Orange 6= Blue 9= White
 1= Brown 4= Yellow 7= Violet
 2= Red 5= Green 8= Gray

X Denotes 0-9 color coding

Any of these above colors are available in any combination of stripes up to a maximum of three stripes

**HOOK-UP WIRE Type E M16878/4, PTFE Teflon® Insulated**

	Galaxy Part Number	Military No.	Conductor Size	Strand	Nom. Wall Thickness	Nom. O.D. (inches)
DESCRIPTION:	E327-X	M16878/4BAB-X	32	7/40	.010	.030
• Solid/Stranded Silver Plated Copper, Extruded TFE Teflon® Insulation	E307-X	M16878/4BBB-X	30	7/38	.010	.032
CHARACTERISTICS:	E301-X	M16878/4BBA-X	30	Solid	.010	.030
• Temperature Rating:	E281-X	M16878/4BCA-X	28	Solid	.010	.033
MIL-W-16878: -60° C to +200° C	E287-X	M16878/4BCB-X	28	7/36	.010	.036
UL 1213: +105° C	E2819-X	M16878/4BCE-X	28	19/40	.010	.036
• Voltage Rating:	E261-X	M16878/4BDA-X	26	Solid	.010	.036
MIL-W-16878: 600 Volts	E267-X	M16878/4BDB-X	26	7/34	.010	.040
UL1213: Not Rated	E2619-X	M16878/4BDE-X	26	19/38	.010	.041
• Passes UL VW-1 Flame Test	E241-X	M16878/4BEA-X	24	Solid	.010	.040
	E247-X	M16878/4BEB-X	24	7/32	.010	.044
	E2419-X	M16878/4BEE-X	24	19/36	.010	.045
	E221-X	M16878/4BFA-X	22	Solid	.010	.045
	E227-X	M16878/4BFB-X	22	7/30	.010	.050
	E2219-X	M16878/4BFE-X	22	19/34	.010	.051
	E201-X	M16878/4BGA-X	20	Solid	.010	.052
	E207-X	M16878/4BGB-X	20	7/28	.010	.058
	E2019-X	M16878/4BGE-X	20	19/32	.010	.059
	E181-X*	M16878/4BHA-X	18	Solid	.010	.060
	E187-X*	M16878/4BHB-X	18	7/26	.010	.068
	E1819-X*	M16878/4BHE-X	18	19/30	.010	.070
	E1619-X*	M16878/4BJE-X	16	19/29	.010	.077
	E1419-X*	M16878/4BKE-X	14	19/27	.012	.094
	E1219-X*	M16878/4BLE-X	12	19/25	.012	.113
	E1037-X*	M16878/4BMG-X	10	37/26	.012	.134

NOTE: AWG 18-10 must be surfaced marked to comply with UL, please specify when ordering.

*Not UL listed

Colors: 0=Black 3= Orange 6= Blue 9= White
 1= Brown 4= Yellow 7= Violet
 2= Red 5= Green 8= Gray

X Denotes 0-9 color coding

Any of these above colors are available in any combination of stripes up to a maximum of three stripes

**HOOK-UP WIRE Type EE M16878/5 PTFE Teflon® Insulated****DESCRIPTION:**

- Stranded Silver Plated Copper, Extruded TFE "Teflon" Insulation

CHARACTERISTICS:

- Temperature Rating:
MIL-W-16878: -60° C to +200°C
UL 1180: +200°C
- Voltage Rating:
MIL-W-16878: 1000 Volts



Galaxy Part Number	Military No.	Conductor Size	Strand	Nom. Wall Thickness	Nom. O.D. (inches)
EE247-X	M16878/5BEB-X	24	7/32	.015	.054
EE2419-X	M16878/5BEE-X	24	19/36	.015	.055
EE227-X	M16878/5BFB-X	22	7/30	.015	.060
EE2219-X	M16878/5BFE-X	22	19/34	.015	.062
EE207-X	M16878/5BGB-X	20	7/28	.015	.068
EE2019-X	M16878/5BGE-X	20	19/32	.015	.070
EE1819-X	M16878/5BHE-X	18	19/30	.015	.080
EE1619-X	M16878/5BJE-X	16	19/29	.015	.089
EE1419-X	M16878/5BKE-X	14	19/27	.017	.106
EE1219-X	M16878/5BLE-X	12	19/25	.017	.124
EE1037-X	M16878/5BMG-X	10	37/26	.017	.145

HOOK-UP WIRE Type ET M16878/6 PTFE Teflon® Insulated**DESCRIPTION:**

- Solid/Stranded Silver Plated Copper, Extruded TFE "Teflon" Insulation

CHARACTERISTICS:

- Temperature Rating: -60° C to + 200°C
- Voltage Rating: 250 Volts
- Passes UL VW-1 Flame Test



Galaxy Part Number	Military No.	Conductor Size	Strand	Nom. Wall Thickness	Nom. O.D. (inches)
ET321-X	M16878/6BAA-X	32	SOLID	.006	.019
ET327-X	M16878/6BAB-X	32	7/40	.006	.021
ET301-X	M16878/6BBA-X	30	SOLID	.006	.022
ET307-X	M16878/6BBB-X	30	7/38	.006	.024
ET281-X	M16878/6BCA-X	28	SOLID	.006	.025
ET287-X	M16878/6BCB-X	28	7/36	.006	.027
ET2819-X	M16878/6BCE-X	28	19/40	.006	.027
ET261-X	M16878/6BDA-X	26	SOLID	.006	.028
ET267-X	M16878/6BDB-X	26	7/34	.006	.031
ET2619-X	M16878/6BDE-X	26	19/38	.006	.032
ET241-X	M16878/6BEA-X	24	SOLID	.006	.032
ET247-X	M16878/6BEB-X	24	7/32	.006	.036
ET2419-X	M16878/6BEE-X	24	19/36	.006	.037
ET227-X	M16878/6BFB-X	22	7/30	.006	.042
ET2219-X	M16878/6BFE-X	22	19/34	.006	.044

Colors: 0=Black 3= Orange 6= Blue 9= White
 1= Brown 4= Yellow 7= Violet
 2= Red 5= Green 8= Gray

X Denotes 0-9 color coding

Any of these above colors are available in any combination of stripes up to a maximum of three stripes

**HOOK-UP WIRE MIL-W-22759/11 PTFE Teflon®**

	Galaxy Part Number	Military No.	Conductor Size	Strand	Nom. Wall Thickness	Nom. O.D. (inches)
DESCRIPTION:	7591128-X	M22759/11-28-X	28	7/36	.009	.033
	7591126-X	M22759/11-26-X	26	19/38	.010	.038
CHARACTERISTICS:	7591124-X	M22759/11-24-X	24	19/36	.010	.043
	7591122-X	M22759/11-22-X	22	19/34	.010	.049
	7591120-X	M22759/11-20-X	20	19/32	.010	.058
	7591118-X	M22759/11-18-X	18	19/30	.010	.068
	7591116-X	M22759/11-16-X	16	19/29	.011	.075
	7591114-X	M22759/11-14-X	14	19/27	.012	.090
	7591112-X	M22759/11-12-X	12	19/25	.014	.111
	7591110-X	M22759/11-10-X	10	37/26	.016	.139

**HOOK-UP WIRE UL 1180, PTFE Teflon® Insulated**

	Galaxy Part Number	Size	Conductor Strand	Nom. Wall Thickness	Nom. O.D. (inches)
DESCRIPTION:	11802419-X	24	19/36	.015	.054
	11802219-X	22	19/34	.015	.060
	11802019-X	20	19/32	.015	.068
CHARACTERISTICS:	11801819-X	18	19/30	.015	.077
	11801619-X	16	19/.0117	.015	.085
	11801419-X	14	19/.0147	.015	.099
	11801219-X	12	19/.0185	.015	.119
	11801010-X	10	37/.0167	.015	.143

**HOOK-UP WIRE UL 1199, PTFE Teflon® Insulated**

	Galaxy Part Number	Size	Conductor Strand	Nom. Wall Thickness	Nom. O.D. (inches)
DESCRIPTION:	11992219-X	22	19/34	.022	.074
	11992019-X	20	19/32	.022	.082
	11921819-X	18	19/30	.022	.091
CHARACTERISTICS:	11991619-X	16	19/.0117	.022	.100
	11991419-X	14	19/.0147	.022	.114
	11991219-X	12	19/.0185	.022	.133
	11991010-X	10	37/.0167	.022	.158



Colors: 0=Black 3= Orange 6= Blue 9= White
 1= Brown 4= Yellow 7= Violet
 2= Red 5= Green 8= Gray

X Denotes 0-9 color coding

Any of these above colors are available in any combination of stripes up to a maximum of three stripes

**HOOK-UP WIRE M22759/16, TEFZEL® Insulated****DESCRIPTION:**

- Stranded Tinned Plated Copper, Extruded ETFE TEFZEL® Insulation

CHARACTERISTICS:

- Temperature Rating: -65° C to +150° C
- Voltage Rating: 600 Volts
- Passes UL VW-1 Flame Test



Galaxy Part Number	Military No.	Size	Conductor Strand	Nom. O.D. (inches)
7591624-X	M22759/16-24-X	24	19/36	.045
7591622-X	M22759/16-22-X	22	19/34	.052
759160-X	M22729/16-20-X	20	19/32	.060
7591618-X	M22759/16-18-X	18	19/30	.071
7591616-X	M22759/16-16-X	16	19/29	.079
7591614-X	M22759/16-14-X	14	19/27	.093
7591612-X	M22759/16-12-X	12	37/28	.114
7591610-X	M22759/16-10-X	10	37/26	.139
759168-X	M22759/16-8-X	8	133/29	.198
759166-X	M22759/16-6-X	6	133/27	.249
759164-X	M22759/16-4-X	4	133/25	.312
759162-X	M22759/16-2-X	2	665/30	.388
759161-X	M22759/16-1-X	1	817/30	.430
7591601-X	M22759/16-01-X	0	1045/30	.478
7591602-X	M22759/16-02-X	00	1330/30	.545

HOOK-UP WIRE M22759/16, TEFZEL® Insulated**DESCRIPTION:**

- Stranded Tinned Plated Copper, Extruded ETFE TEFZEL® Insulation

CHARACTERISTICS:

- Temperature Rating: -65° C to +150° C
- Voltage Rating: 600 Volts
- Passes UL VW-1 Flame Test



Galaxy Part Number	Military No.	Size	Conductor Strand	Nom. O.D. (inches)
7591826-X	M22759/18-26-X	26	19/38	.023
7591824-X	M22759/18-24-X	24	19/36	.036
7591822-X	M22729/18-22-X	22	19/34	.043
7591820-X	M22759/18-20-X	20	19/32	.051
7591818-X	M22759/18-18-X	18	19/30	.061
7591816-X	M22759/18-16-X	16	19/29	.070
7591814-X	M22759/18-14-X	14	19/27	.085
7591812-X	M22759/18-12-X	12	37/28	.108
7591810-X	M22759/18-10-X	10	37/26	.135

Colors: 0=Black 3= Orange 6= Blue 9= White
 1= Brown 4= Yellow 7= Violet
 2= Red 5= Green 8= Gray

X Denotes 0-9 color coding

Any of these above colors are available in any combination of stripes up to a maximum of three stripes



COAXIAL CABLE MIL-C-17 QPL



Galaxy Part Number	Conductor Type & Core O.D.	Shield(s)	Jacket Mat. & O.D.	Nom. Imp. OHM	Temp. Range °C
29RG59	CCS .0226 PE .146	1 BC	PVCN .242	75	-40 + 85
60RG142	SCCS.037 PTFE .116	2 SPC	FEP .195	50	-55 +200
75RG214	SPC 7x.0296 PE .285	2 SPC	PVCN .425	50	-40 +85
90RG71	CCS .0253 Air/Poly .146	2 BC	PE .245	93	-55 +85
93RG178	SCCS 7x.004 PTFE .033	1 SPC	FEP .071	50	-55 +200
93-00001	SCCS 7x.004 PTFE .033	1 SPC	PFA .071	50	-55 +230
94RG179	SCCS 7x.004 PTFE .063	1 SPC	FEP .100	75	-55 +200
95RG180	SCCS 7x.004 PTFE 102	1 SPC	FEP .141	95	-55 +200
110RG302	SCCS .0253 PTFE .146	1 SPC	FEP .202	75	-55 +200
111RG303	SCCS .037 PTFE .116	1 SPC	FEP .170	50	-55 +200
112RG304	SCCS .059 PTFE .185	2 SPC	FEP .280	50	-55 +200
113RG316	SCCS 7x.0067 PTFE .060	1 SPC	FEP .098	50	-55 +200
127RG393	SCCS 7x.0312 PTFE .285	2 SPC	FEP .390	50	-55 +200
128RG400	SPC 19x.008 PTFE .116	2 SPC	FEP .195	50	-55 +200
129RG401	SPC .0641 PTFE .209	Copper Tube	None .250	50	-40 +90
129-00001	SPC .0641 PTFE .209	TC Tube	None .250	50	-40 +90
130RG402	SCCS .0362 PTFE .1175	Copper Tube	None .141	50	-40 +125
130-00001	SCCS .0362 PTFE .1175	TC Tube	None .141	50	-40 +125
130-00002	NCCS .0362 PTFE .1175	Copper Tube	None .141	50	-40 +125
130-00003	NCCS .0362 PTFE .1175	TC Tube	None .141	50	-40 +125
130-000012	SCCS .0362 PTFE .1175	SPC Tube	None .141	50	-40 +125
131RG403	SCCS 7x.004 PTFE .033	1 SPC + FEP+1 SPC	FEP .116	50	-55 +200
133RG405	SCCS .0201 PTFE .066	Copper Tube	None .0865	50	-40 +125

Continued on next page...



COAXIAL CABLE MIL-C-17 QPL



Galaxy Part Number	Conductor Type & Core O.D.	Shield(s)	Jacket Mat. & O.D.	Nom. Imp. OHM	Temp. Range °C
133-00001	SCCS .0201 PTFE .066	TC Tube	None .0865	50	-40 +125
133-00002	SPC .0201 PTFE .066	Copper Tube	None .0865	50	-40 +125
133-00003	SPC .0201 PTFE .066	TC Tube	None .0865	50	-40 +125
136-00001	SCCS 7x.004 PTFE .063	1 SPC	PFA .100	75	-55 +230
137-00001	SCCS 7x.004 PTFE .102	1 SPC	PFA .141	95	-55 +200
138-00001	SCCS 7x.0067 PTFE .060	1 SPC	PFA .098	50	-55 +230
158-00001	SCCS .037 PTFE .115	2 SPC	FEP .195	50	-55 +200
164-00001	SPC 7x.0296 PE .285	2 SPC	PVC .425	50	-40 +85
169-00001	SCCS 7x.004 PTFE .033	1 SPC	FEP .071	50	-55 +200
170-00001	SCCS .037 PTFE .116	1 SPC	FEP .170	50	-55 +200
171-00001	SCCS .059 PTFE .185	2 SPC	FEP .280	50	-55 +200
172-00001	SCCS 7x.0067 PTFE .060	1 SPC	FEP .098	50	-55 +200
174-00001	SPC 7x.0312 PTFE .285	2 SPC	FEP .390	50	-55 +200
175-00001	SPC 19x.008 PTFE .116	2 SPC	FEP .195	50	-55 +200
176-00002	Special (2) PTFE	1 SPC Alloy	PFA .129	77	-55 +200
181-00001	TC 7x.0159 Poly .285	1 BC	CLP .405	75	-30 +85
183-00001	TC 19x.0072 Poly .116	1 TC	CLP .195	50	-30 +85
184-00001	CCS .0226 PE .146	1 BC	CLP .242	75	-30 +85
185-00001	CCS .0253 Air/Poly .146	1 BC	CLP .242	93	-30 +85
189-00001	BC 7x.0296 Poly .285	1 BC	CLP .405	50	-30 +85
190-00001	SPC 7x.0296 PE .285	2 SPC	CLP .425	50	-30 +85
194-00001	SPC .035 Poly .116	2 SPC	CLP .212	50	-30 +85
197-00001	TC 19x.0072 Poly .116	1 TC	CLP .195	50	-30 +85

**BUS BAR Solid Tinned Copper, MIL-W-3861 Type S, QQ-W-343 Type S****DESCRIPTION:**

- Electrolytic, Soft Drawn and Annealed, Solid Tin-Plated, Silver-Plated, Bare Copper

APPLICATION:

- Point to Point Wiring, Component Leads and Ground Wire



Galaxy Part Number	AWG	Diameter (inches) Nominal	Circular Mill Area CMA	Weight Lbs./M Ft.
301TCBUS	30	0.010	100.5	0.3025
281TCBUS	28	0.0126	159.8	0.483
261TCBUS	26	0.0159	254.1	0.769
241TCBUS	24	0.0201	404.0	1.220
221TCBUS	22	0.0253	642.5	1.950
201TCBUS	20	0.0320	1022	3.090
181TCBUS	18	0.0403	1624	4.920
161TCBUS	16	0.0508	2580	7.820
141TCBUS	14	0.0641	4110	12.84
121TCBUS	12	0.0808	6530	19.84
101TCBUS	10	0.1019	10380	31.52
081TCBUS	8	0.1285	16510	50.09

**FLAT BRAID Tinned Copper**

Galaxy Part Number	MIL Spec # QQB575	Nom. Flat Width	Nom. Thickness	Wire AWG	# of Carriers	Ends/Carrier	Total # Of Ends	AWG Equiv.	Circular Mills	AMPS Capacity
221FB		.025"	.015"	36	8	1	8	27	200	4.0
222FB		1/32"	.020"	36	16	1	16	24	400	6.0
223FB	F36T0031	3/64"	.020"	36	24	1	24	22	600	7.0
224FB		3/32"	.020"	36	16	3	48	19	1200	11.0
225FB	F36T0062	3/32"	.031"	36	24	2	48	19	1200	11.0
226FB		7/64"	.020"	36	16	4	64	18	1800	16.0
229FB	F36T0078	1/8"	.020"	36	24	3	72	18	1800	16.0
229/1FB	F36T0109	5/32"	.031"	36	24	4	96	16	2400	19.0
230FB	F36T0125	3/16"	.020"	36	24	5	120	15	3000	25.0
231FB	F36T0171	1/4"	.030"	36	24	7	168	14	4200	32.0
231/1FB	F36T0156	1/4"	.046"	36	24	10	240	12	6000	40.0
231/2FB	F36T0203	9/32"	.046"	36	24	13	312	11	7630	46.0
232FB		3/8"	.030"	36	48	6	288	12	7200	60.0
232/1FB		3/8"	.040"	30	24	5	120	9	12060	40.0
233FB	F36T0375	5/8"	.030"	36	48	8	384	10	9600	53.0
233/1FB	F36T0500	5/8"	.035"	36	48	11	528	9	13200	62.0
233/2FB		1/2"	.030"	36	48	8	384	10	9600	53.0
234FB	F36T0781	3/4"	.040"	36	48	18	864	7	20800	85.0
235FB		1"	.045"	36	48	18	864	7	20800	85.0
236FB		13/16"	.045"	36	48	19	912	7	22800	93.0
236/1FB		7/8"	.050"	36	48	22	1056	6	26400	105.0
237FB		3/4"	.040"	36	24	67	1608	4	40200	125.0
238FB		1 5/8"	.080"	36	48	84	4032	1/0	100800	230.0
240FB	F30T0437	1/2"	.093"	30	24	10	240	6	24000	93.0
242FB	F30T0500	5/8"	.093"	30	24	15	360	5	36000	120.0
244FB		3/4"	.110"	30	24	20	480	3	48000	145.0
246FB		7/8"	.120"	30	24	24	576	3	57600	165.0
248FB		15/16"	.130"	30	24	26	624	2	62400	170.0
250FB		15/16"	.130"	30	24	27	648	2	64800	175.0
252FB		1"	.125"	30	24	32	768	1	76800	195.0

DESCRIPTION:

- Tinned Copper Strands Woven and Rolled Flat at Time of Manufacture to Specific Width Depending on Construction

APPLICATION:

Used For Bonding, Straps, Grounding of Connecting Moving Parts. Recommended For High Current.

**TUBULAR BRAID Tinned Copper**

Galaxy Part Number	MIL Spec # QQB575	Nom. ID Rounded	Wire AWG	# of Carriers	Ends/Carrier	Total # Of Ends	AWG Equiv.	Circular Mills	AMPS Capacity
160TB	R36T0031	1/32"	36	24	1	24	22	600	7.0
162TB	R36T0062	1/16"	36	24	2	48	19	1200	11.0
163TB	R36T0078	5/64"	36	24	3	72	18	1800	16.0
164TB	R36T0109	7/64"	36	24	4	96	16	2400	19.0
166TB	R36T0125	1/8"	36	24	5	120	15	3000	25.0
167TB	R36T0156	5/32"	36	24	10	240	12	6000	40.0
168TB	R36T0171	11/64"	36	24	7	168	14	4200	32.0
170TB	R34T0203	13/64"	34	24	8	192	11	7630	46.0
170/1TB	R36T0203	13/64"	36	24	13	312	11	7800	46.0
171TB	R36T0250	1/4"	36	24	16	384	10	9600	53.0
171/1TB	R30T0281	9/32"	30	24	5	120	9	12060	60.0
171/2TB	R30T0375	3/8"	30	24	7	168	8	16880	75.0
172TB	R36T0375	3/8"	36	48	8	384	10	9600	53.0
173TB	R30T0437	7/16"	30	24	10	240	6	24120	90.0
173/1TB	R30T0500	1/2"	30	24	15	360	5	36180	120.0
174TB	R36T0500	1/2"	36	48	11	528	9	13200	62.0
175TB	R30T0562	9/16"	30	48	10	480	3	48240	145.0
175/1TB	R30T0656	21/32"	30	48	16	768	1	77180	190.0
176TB	R36T0781	25/32"	36	48	18	864	7	21600	88.0
177TB	R30T0875	7/8"	30	48	7	336	5	33770	100.0
178TB	R30T1000	1"	30	48	8	384	4	38600	120.0
179TB	R30T1125	1 1/8"	30	48	9	432	4	43420	130.0
180TB	R30T1250	1 1/4"	30	48	10	480	3	48240	145.0
181TB	R30T1375	1 3/8"	30	48	11	528	3	53060	145.0
182TB	R30T1500	1 1/2"	30	48	12	576	3	57890	145.0
183TB	R30T2000	2"	30	48	14	672	2	67540	180.0
184TB		2 1/4"	30	48	16	768	1	77180	190.0

DESCRIPTION:

- Tinned Copper Braid Woven in Completely Round Configuration

APPLICATION:

Used as Both Shielding and Protective Covering. Shielding is 95% or More When Placed Over Equivalent Diameter Mandrel to the Inside Diameter of Tubular Braid.

**TUBING Heat Shrink and Sleeving**

Material	Specification	Operating Temperature °C
PVC	MIL-1-23053/2 CL2	-20 to 105
PVC	MIL-1-23053/2 CL1	-20 to 105
Polyolefin, Flexible	MIL-1-23053/5 CL 1, 2 & 3	-55 to 135
Thin Wall Polyolefin Heat Shrinkable Tubing		
Polyolefin, Very Flexible	MIL-1-23053/5 CL 1	-55 to 135
Polyolefin, Industrial Grade		-55 to 125
Polyolefin, Very Flexible	MIL-R-46846 Type V	-55 to 135
Polyolefin, Semi-Rigid	MIL-23053/4 CL3	-55 to 135
Multiple Wall Heat Shrinkable Tubing		
PVC		-20 to 105
Polyolefin	MIL-1-23053/4 CL 2	-55 to 110
Polyolefin	MIL-1-23053/4 CL 3	
Special Property Heat Shrinkable Tubing		
PVF	MIL-1-23053/8	-55 to 175
Modified Neoprene	MIL-1-23053/1	-70 to 121
Fluoroelastomer	MIL-1-23053/13	-55 to 200
Polyolefin	MIL-1-23053/15 CL 2	-55 to 110
Polyolefin	MIL-23053/15 CL 2	-50 to 110
PTFE and Heat Shrinkable Tubing		
PTFE	MIL-1-23053/12 CL 3	-85 to 250
PTFE	MIL-1-23053/12 CL 1	-85 to 250
FEP	MIL-1-23053/// CL 1	-85 to 200
FEP	MIL-1-23053/15 CL 2	-85 to 200
Medical and Non-Toxic Heat Shrinkable Tubing		
Acrylated Olefin	USP Class VI	-55 to 121
Acrylated Olefin	USFDA CFR 177.1330	-55 to 121
PVC	USFDA CFR 78.1775	-20 to 90
PVC Sleeving		
PVC	Mil-1-631 D Grade C	-20 to 105
Spiral Cut Cable Wrap		
Polyethylene		-50 to 90
PVC		-20 to 105
Nylon		-85 to 93
PTFE		-85 to 290
PTFE Sleeving		
PTFE	ASTM D 3295-81a CLB	-70 to 250
PTFE	ASTM D 3295-81a CLC	-70 to 250
PTFE	ASTM D 3295-81a CLA	70 to 250
Expandable Sleeving		
Standard, Heavy Wall, Flame Retardant, High Temperature		

**BELDEN/GALAXY Cross Reference**

Belden Part Number	Galaxy Part Number	Belden Part Number	Galaxy Part Number
8205	32820	9430	37720
8442	33768	9431	37724
8443	33772	9444	37776
8444	33776	9492	37968
8445	33780	9493	37972
8450	33800	9501	38004
8451	33804	9502	38008
8456	33824	9503	38012
8457	33828	9504	38016
8458	33832	9505	38020
8460	33840	9506	38024
8461	33844	9508	38032
8465	33860	9509	38036
8466	33864	9510	38040
8467	33868	9512	38048
8468	33872	9513	38052
8469	33876	9515	38060
8471	33884	9519	38076
8489	33956	9525	38100
8619	34476	9533	38132
8641	34564	9534	38136
8718	34872	9535	38140
8719	34876	9536	38141
8720	34880	9538	38152
8723	34892	9539	38156
8724	34896	9540	38160
8728	34912	9541	38164
8760	35040	9542	38168
8761	35044	9543	38172
8762	35048	9552	38208
8767	35068	9553	38212
8770	35080	9554	38216
8771	35084	9574	38296
8772	35088	9626	38504
8773	35092	9681	38724
8774	35096	9682	38728
8776	35104	9683	38732
8777	35108	9684	38736
8778	35112	9728	38912
9109	37636	9729	38916
9156	36624	9730	38920
9302	37208	9740	38960
9305	37220	9744	38976
9318	37272	9773	39092
9320	37280	9774	39096
9322	37288	9829	39316
9364	37456	9842	39368
9365	37460	9873	39492
9402	37608	9883	39532
9418	37672	9886	39544
9421	37684	9933	39732
9423	37692		



MOLDED CABLE ASSEMBLIES

In addition to our current product line, Galaxy Wire and Cable, Inc. now offers the following molded assemblies:

- DB25
- DB9
- DB15
- Multiple Output
- Molded Coil
- Mono Stereo
- Molded Din
- Cord Sets
- Specializing in Custom Contractions



Our custom molded assemblies are thoroughly tested for durability, flexibility and continuity. All cables are assembled, tested, potted in a pre-molding process, retested and then final molded. A final test is then performed to ensure absolute continuity. Your part number and company logo can also be added!



ENGINEERING PACKAGE: Designing Cables

Providing the following information is helpful when designing a cable item:

1. Number of conductors: _____ Conductors paired? Yes No
2. AWG size: _____ Stranding: _____
3. Are conductors:
 - Tinned copper
 - Bare copper
 - Silver plated copper
 - Nickel plated copper
 - Other _____
4. Type of insulation and thickness: (i.e. PVC, Teflon, Silicone, etc.)
5. Shielding: are individual shields required over pairs or individual conductors?
6. What type of shield?

	Aluminum foil	Braid	Spiral
--	---------------	-------	--------

A drain wire is supplied when a foil shield is used. Would you require the foil and drain to be facing inside the conductor bundle or facing outside towards the outer jacket?

7. Jacket: What type of jacketing material and what thickness is desired?
8. Is a UL, CSA or Milspec required?
9. What temperature rating is required? _____ Voltage? _____
10. What is the overall diameter of the cable? _____ Is there a size restriction? _____
11. Min. or max. OD requirement?
12. Is flexibility a factor? _____ Will cable be flexing continually? _____
13. What type of environment will the cable be in? Will it be exposed to sun, water, gas oil, etc.?
14. What is the color code of the conductors or pairs?
15. Would you like the cable to be perfectly round?
16. Are you currently using a cable now?
17. Would you like to change the cable you are now using and why?
18. What specifically would you like to achieve with this new cable?
19. How long of a piece are you working with?